

EC-Council | Academia

PARTNER

REGISTRATION GUIDE

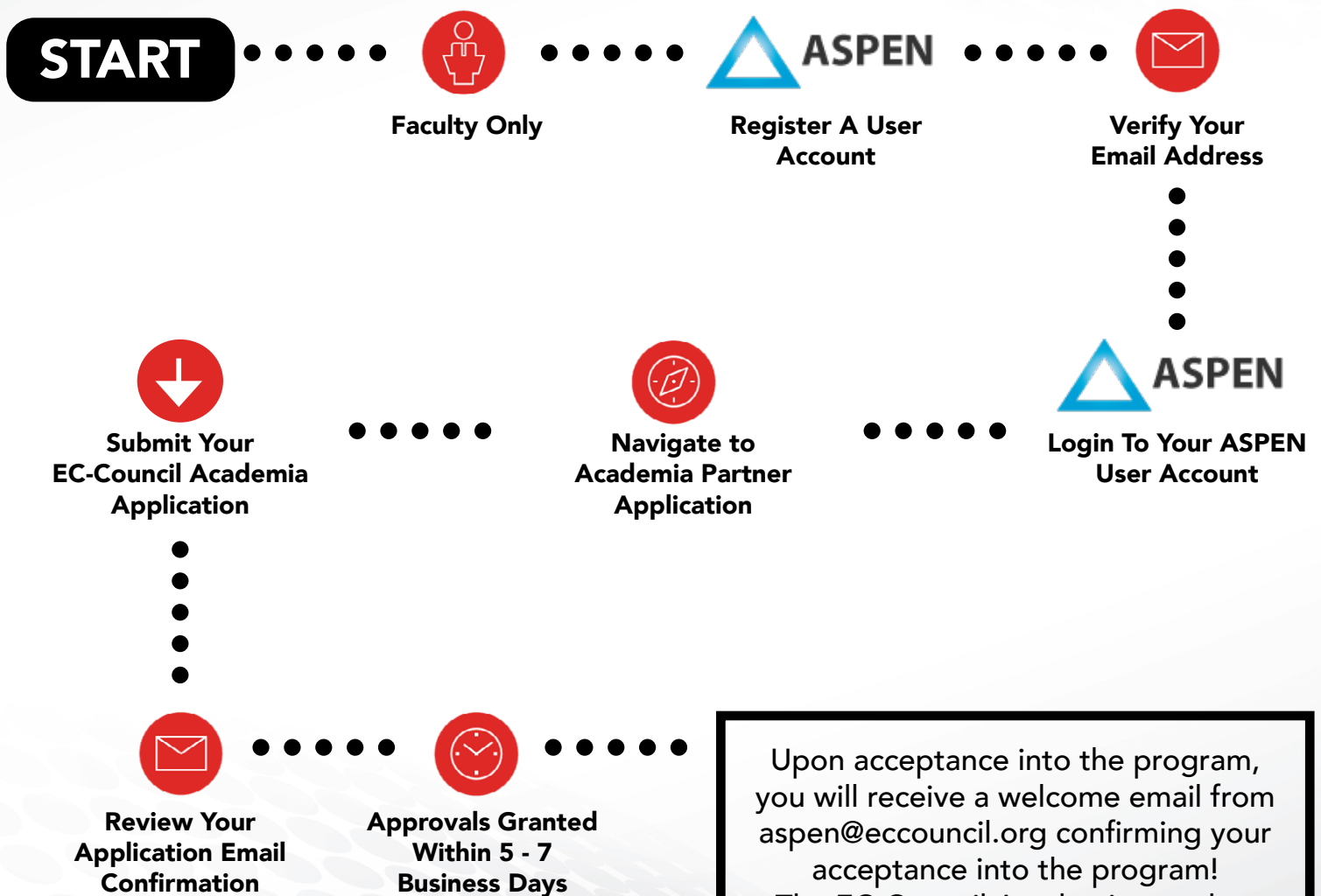


Registering as an **EC-Council** | Academia Partner

The following steps and supporting screenshots in this document will guide you through the process of formally applying as a partner.

For additional questions on this process, please contact your supporting Academia regional representative, or ace@eccouncil.org.

Application Process - Step By Step



Upon acceptance into the program, you will receive a welcome email from aspen@eccouncil.org confirming your acceptance into the program! The EC-Council Academia member portal will be activated within your ASPEN account and will contain all of your resources.

**CLICK HERE TO ACCESS THE ASPEN PORTAL
AND START YOUR REGISTRATION PROCESS**

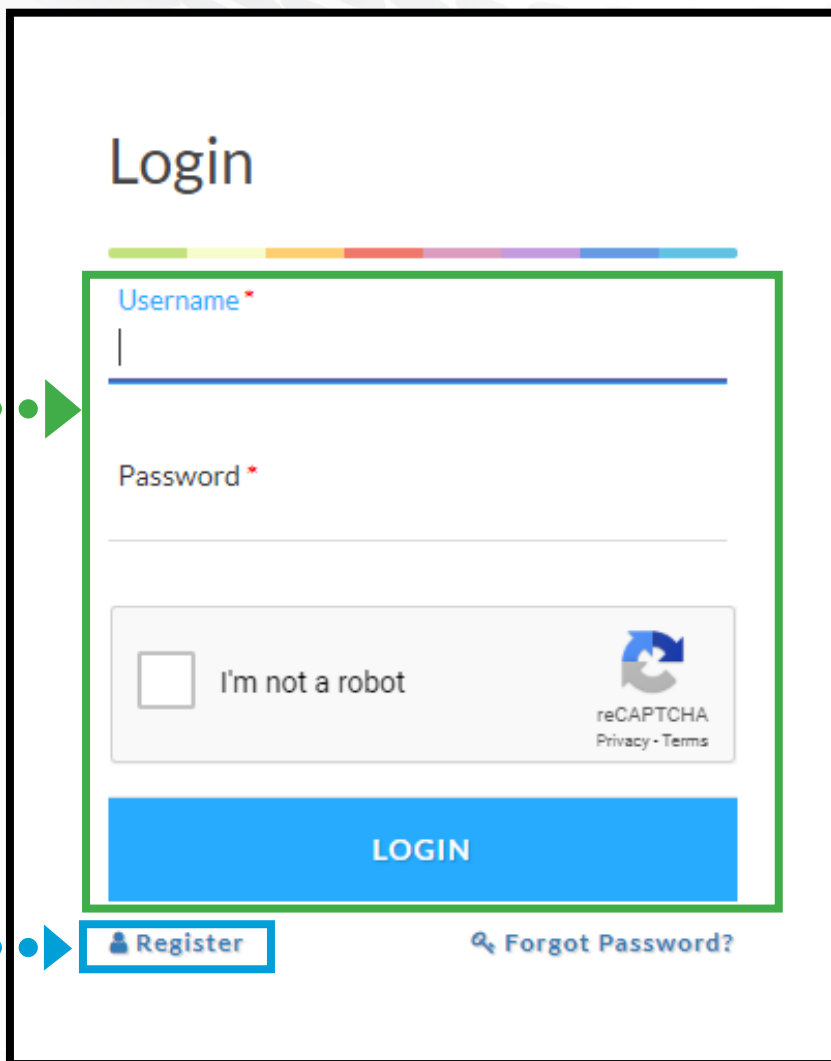
The screenshot displays the EC-Council | Academia website. At the top, there is a navigation bar with social media icons (Twitter, Facebook, YouTube, LinkedIn) on the left, the EC-Council logo with the tagline "Hackers are here. Where are you?" in the center, and two red buttons labeled "GET TRAINING!" and "PARTNER WITH US" on the right. Below this is a secondary navigation bar with links: HOME, PROGRAMS, MASTERCLASS, EVENTS, DEGREES, CONSULTING, ABOUT, and THOUGHT LEADERSHIP, followed by a search icon. The main content area features a large graphic on the left consisting of a grid of colored squares (orange, teal, red, green, blue) with labels like "FUNDAMENTAL", "INTERMEDIATE", "EXECUTIVE", "ADVANCED", "SPECIALIST", and "CORE". A large white arrow points from this grid towards the right. On the right side of the main content area, the text "EC-Council | Academia" is displayed in large, bold letters, with the tagline "Helping Educators Build World Class Programs" underneath. Below this text is a row of seven small circles, with the first one filled. At the bottom of the screenshot, a white banner contains the text "EC-Council | Academia Series" in bold.

User Registration Login

Existing ASPEN
User Login

Login and please
proceed to Page 7

New User
Registration



The screenshot shows a web page titled "Login". At the top is a horizontal bar with a rainbow gradient. Below it is a green-bordered box containing the login form. The form has two input fields: "Username *" and "Password *". Below the password field is a reCAPTCHA section with a checkbox labeled "I'm not a robot" and a reCAPTCHA logo with links for "Privacy" and "Terms". At the bottom of the green box is a large blue button labeled "LOGIN". Below the green box, there is a blue button labeled "Register" with a user icon, and a link labeled "Forgot Password?" with a magnifying glass icon.

New ASPEN User Registration

New User
Registration

Agree

Click "Submit"
Once Complete

REGISTER

Username* (Username should be at least 10 characters long.)

First Name *

Last Name *

Email Address *

Password *

(Password length should be 8-20, should consist a lower case letter(a-z), an uppercase letter(A-Z), a number(0-9) and a special character.)

Confirm Password *

Address *

City *

State *

- Select Country -

Postal Code/Zip Code *

Mobile Number *

☐ * By signing up, you agree to EC-Council using your data, in accordance with our [Privacy Policy](#) & [Terms of Use](#). We use your data to personalize and improve your experience as a member and to provide the services you request from us. You can change your preferences or unsubscribe at any time by editing your profile on your Member Dashboard or by clicking [here](#) *

☐ I'm not a robot



SUBMIT

Verify Your Email - Post ASPEN Registration

EC-Council's ASPEN Portal Registration

From: aspen@eccouncil.org

To: exampleuser@examplewebsite.com

Dear New Registered User,

Thank you for registering with EC - Council's ASPEN Portal.

Below are your ASPEN Portal login details:

Username: ExampleUserName

Password: Entered during ASPEN registration.

To confirm your account registration, please click on below link

[https://aspen.eccouncil.org/Account/Login?
VerificationCode=XXXXXXXXXXXXXXXXXXXX](https://aspen.eccouncil.org/Account/Login?VerificationCode=XXXXXXXXXXXXXXXXXXXX)



**Select
Verification Link**

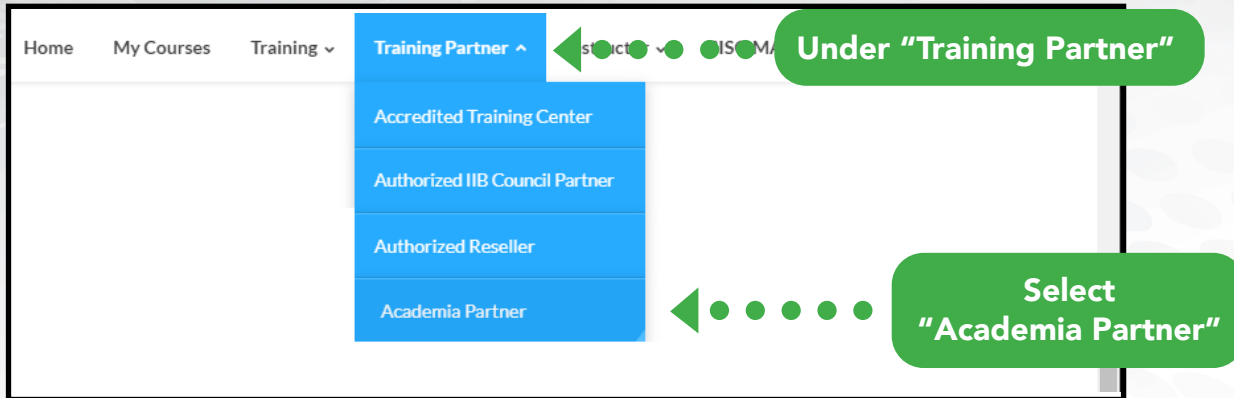
For further assistance, please submit a support ticket at the link below

https://eccouncil.zendesk.com/anonymous_requests/new

Thank you,


EC - Council

EC-Council Academia Partner Application - Phase 1



This screenshot shows the 'Academia Partner Application' form in the ASPEN application. The form is titled 'Academia Partner Application' and is located under the 'Training Partner' dropdown menu. The form contains several input fields for general information, including a dropdown for 'Type Of Institution', and text boxes for 'Name of Accredited Academic Institution', 'Full Address (Street, City, State, Zip Code)', 'Web Site', 'Title of School/Department', 'Primary Contact (Full Name)', 'Primary Contact Email Address', 'Primary Contact Phone Number', 'Secondary Contact (Full Name)', 'Secondary Contact Email Address', and 'Secondary Contact Phone Number'. A blue 'NEXT' button is located at the bottom right of the form. A green callout bubble with the text 'Select "Next"' points to the 'NEXT' button. A series of green dots with a left-pointing arrow indicates the sequence of steps in the application process.

EC-Council Academia Partner Application - Phase 2



HomeMy CoursesTraining ▼Training Partner ▼Instructor ▼

Academia Partner Application

Help Us Better Support You

What are your general interests? (Please Check All That Apply) *

- ☐ STORM Mobile Hacking Kits and/or Workshops
- ☐ Support for a student Cyber Club
- ☐ Support for an existing or future event
- ☐ Beta testing new EC-Council product offerings
- ☐ Serving on EC-Council advisory boards and/or committees
- ☐ Continuing Education (Asynchronous) Programs

Other

Do you have any specialized initiatives within your courses or programs? (Please Check All That Apply) *

- ☐ Military or veterans program/initiative
- ☐ Women in cybersecurity program/initiative
- ☐ Apprenticeship programs
- ☐ Career and Industry Partnerships

Other

Please list any additional information relevant to your EC-Council | Academia partnership:

☐ I Agree to the Terms and Conditions. * [Click Here To view The license agreement](#)

BACKREGISTER

◀ ● ● ● ● ●

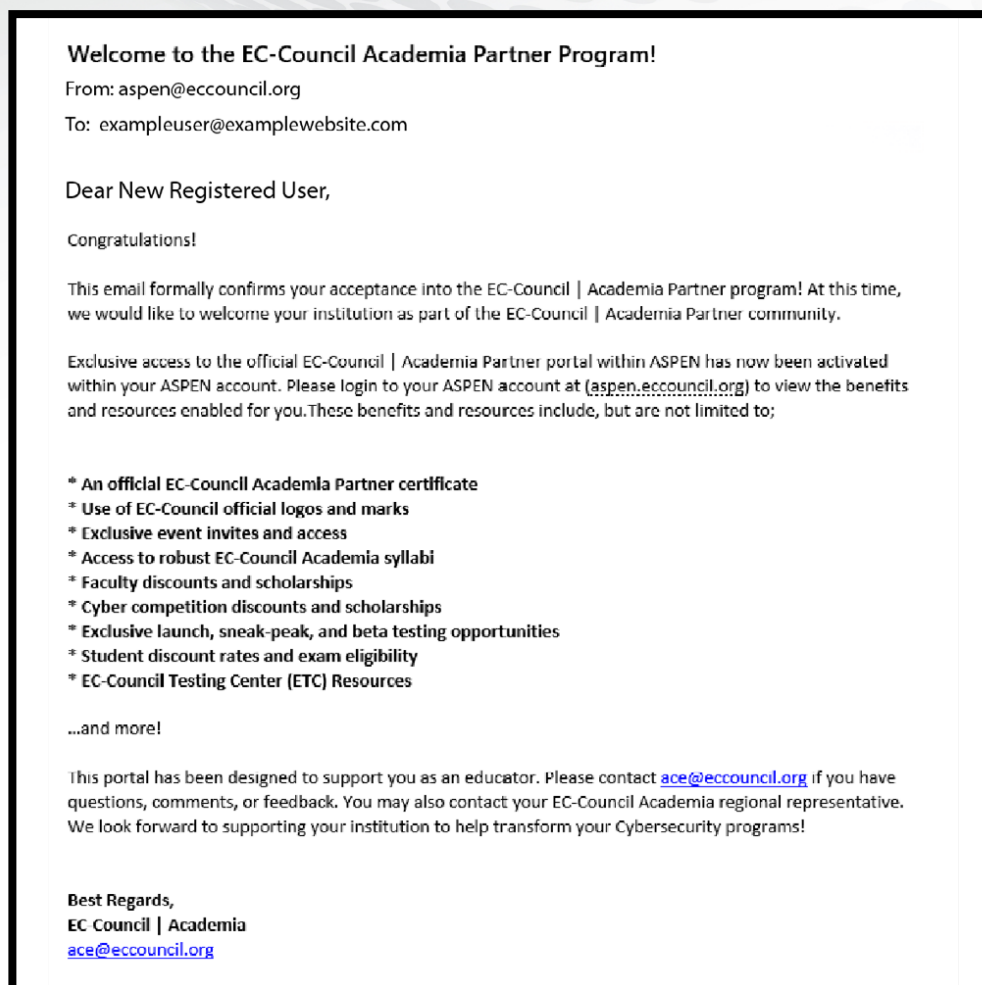
Select "Register"



Academia Partner Application

Your EC-Council | Academia application has been submitted. Please allow 5 to 7 business days for processing at which time the EC-Council | Academia team will contact you with your confirmation or our regrets. Upon confirmation resources will be made available within your ASPEN account. An EC-Council | Academia representative will also contact you to follow up on your request and partnership. Please contact ace@eccouncil.org for assistance.

Upon acceptance of your EC-Council Academia Partner application, you will receive the following email. Please proceed to login to aspen.eccouncil.org and visit the "Academia Partner" tab to access and review your personalized partner resources.



As a registered EC-Council Academia partnered institution, we value your partnership and look forward to supporting your Cybersecurity programs, initiatives, faculty, and students. Please take some time to explore the resources and benefits available to you within this portal. These offerings have been specifically designed for you as an educator. This program is all about supporting you and transforming the Cybersecurity workforce! We look forward to your involvement. Please contact us at ace@eccouncil.org with additional questions, comments, or feedback!

